

# Facts & Figures

## 2008

**BKW**<sup>®</sup>



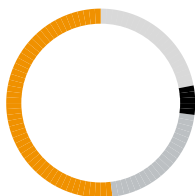


With a turnover of CHF 3,496 million in 2008, the BKW Group is one of Switzerland's largest energy companies. It employs more than 2,700 people and covers all stages of energy supply: from production and transport to trade and marketing. Directly and indirectly via its distribution partners, BKW supplies power to more than a million people. BKW's energy-producing systems comprise hydro-electric power plants, one nuclear power plant, one gas-fired combined cycle power plant, and systems based on renewable forms of energy. BKW is now the leading Swiss producer of power from photovoltaics, wind energy, small-scale hydropower and biomass.

# The BKW Group

## Shareholders

Canton of Berne	52.5%
E.ON Energie AG	21.0%
Groupe E Ltd.	5.0%
Other	21.5%



Share capital CHF 132 million

## Employees

converted into full-time positions

2008

Employees	2,613
Apprentices/Trainees	168
<b>Total</b>	<b>2,781</b>
Of which BKW FMB Energy Ltd.	1,830

## Executive Board (EB)/extended EB\*

Kurt Rohrbach	President of the Executive Board, Head of Business division Corporate Steering
Hermann Ineichen	Deputy President, Head of Business division Energy Switzerland
Beat Grossenbacher	Head of Business division Finance and Services
Patrick Braun	Head of Business division Networks
Samuel Leupold	Head of Business division Energy International and Trading
Matthias Kaufmann	General Secretary*
Dr. Martin Pfisterer	Head of Corporate and Brand Communication*
Christian Sahli	Head of Finance and Controlling*

## Financials

CHF millions	2008	2007 restated <sup>1</sup>
Total operating revenue	3,496.2	2,813.9
Operating profit (EBITDA)	471.3	412.6
Net profit for the year	138.7	226.9
Cash flow from operating activities	242.5	362.1
Purchase of property, plant and equipment	270.3	211.5
<b>Balance sheet total</b>	<b>5,989.3</b>	<b>5,868.3</b>
<b>Shareholders' equity</b>	<b>3,069.8</b>	<b>3,104.9</b>

<sup>1</sup> Changes in the accounting principles adopted led to an adjustment of the figures for the previous year.

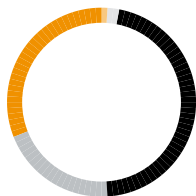
## Electricity business 2008

### Sales

	GWh		
Electricity sales Switzerland	7,978	■	30.7%
Electricity sales international	5,201	■	20.0%
Electricity trading	11,882	■	45.8%
Pump/substitution energy	536	■	2.1%
Transmission losses/ own consumption	372	■	1.4%

### Total

**25,969**

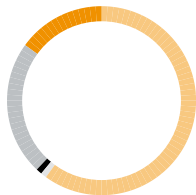


### Generation and purchases

	GWh		
Hydroelectric plants	4,012	■	15.5%
Nuclear power plants incl. purchase contracts	5,884	■	22.7%
Thermal power plants	375	■	1.4%
New renewable energy	28	■	0.1%
Trade (purchases) and energy buy-backs	15,670	■	60.3%

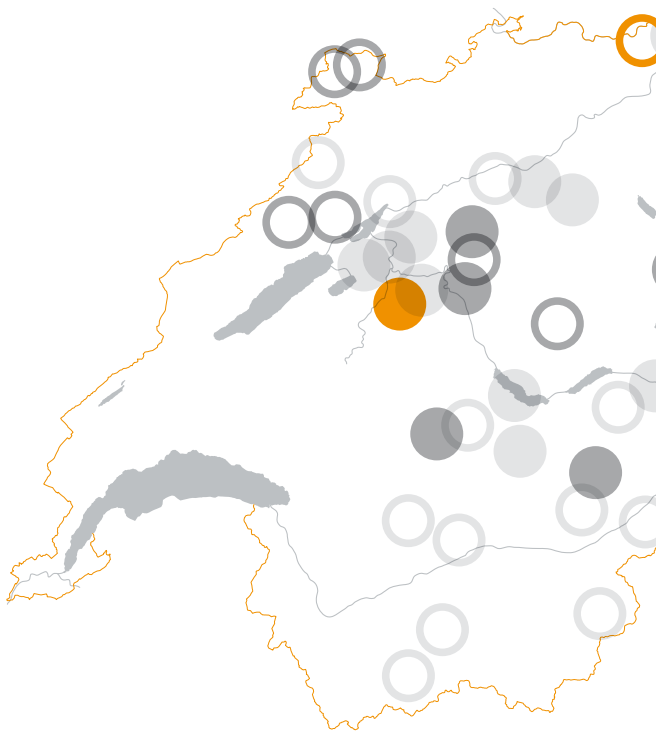
### Total

**25,969**

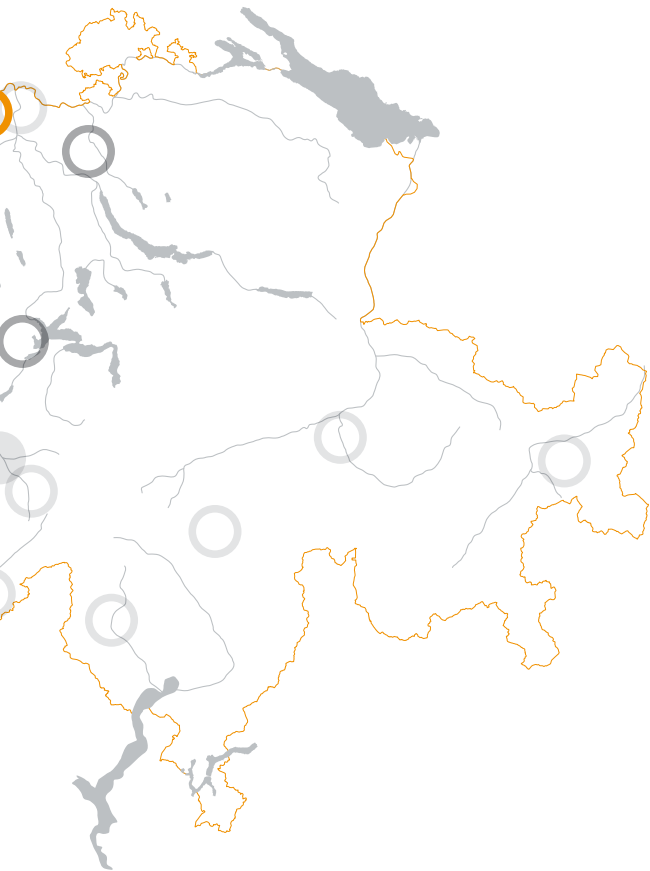


# Production

## Plants of BKW and partner plants in Switzerland



- ●○ Hydroelectric plants
- Nuclear power plants
- New renewable energy
- Own plants
- Holdings



## Own power plants and Group companies

	% Energy portion <sup>1</sup>	MW Installed production BKW portion	GWh <b>2008</b> BKW pur- chases	GWh 2007 BKW pur- chases	% Variance to 2007
<b>Hydroelectric plants</b>					
Aarberg	100.0	15.0	81.8	85.8	- 4.7
Bannwil	100.0	28.5	155.6	153.0	1.7
Kallnach	100.0	8.0	40.8	49.3	- 17.2
Kandergrund	100.0	18.8	93.0	99.6	- 6.7
Mühleberg	100.0	45.0	155.5	164.2	- 5.3
Niederried-Radelfingen	100.0	15.0	80.8	77.4	4.3
Spiez	100.0	18.6	100.9	102.5	- 1.6
Simmentaler Kraftwerke AG	100.0	27.0	94.1	118.7	- 20.7
EW Grindelwald AG	100.0	1.4	5.9	6.8	- 13.5
EWR Energie AG	100.0	16.0	32.8	34.8	- 5.9
La Goule SA	100.0	5.0	26.8	28.3	- 5.4
Onyx Energie Mittelland	100.0	20.0	92.4	92.9	- 0.5
Idroelettrica Lombarda SA	100.0	43.0	139.0	89.8	54.8
<b>Total Hydroelectric plants</b>		<b>261.3</b>	<b>1,099.2</b>	<b>1,103.1</b>	<b>- 0.4</b>
<b>Nuclear power plant</b>					
Mühleberg	100.0	<b>355.0</b>	<b>2,955.8</b>	<b>2,880.9</b>	<b>2.6</b>

<sup>1</sup> The energy portion may deviate from the capital shareholding due to special energy supply agreements.



	% Energy portion <sup>1</sup>	MW Installed production BKW portion	GWh <b>2008</b> BKW pur- chases	GWh 2007 BKW pur- chases	% Variance to 2007
<b>New renewable energy</b>					
sol-E Suisse SA	100.0	6.1	12.8	13.1	- 2.1
Otelfingen biogas power plant	-	2.6	10.9	-	100
Bockelwitz wind farm	100.0	15.0	4.2	-	100
<b>Total</b>		<b>23.7</b>	<b>27.9</b>	<b>13.1</b>	<b>113.1</b>
<b>Total own power plants and Group companies</b>					
		<b>640.0</b>	<b>4,082.9</b>	<b>3,997.1</b>	<b>2.1</b>

## Holdings and purchasing rights

### Portion BKW

	% Energy portion <sup>1</sup>	MW Installed production BKW portion	GWh <b>2008</b> BKW pur- chases	GWh 2007 BKW pur- chases	% Variance to 2007
<b>Hydroelectric plants</b>					
Bielersee Kraftwerke AG	50.0	9.7	56.6	58.7	- 3.6
Blenio Kraftwerke AG	12.0	49.3	111.3	102.6	8.5
Electra-Massa AG	16.1	54.8	97.6	81.9	19.2
Electricité de la Lienne SA	29.0	26.7	77.1	74.9	2.9
Engadiner Kraftwerke AG	29.7	128.0	420.1	332.7	26.3
Gommerkraftwerke AG	42.5	50.0	122.8	120.7	1.7
Grande Dixence SA	13.3	90.0	313.8	267.1	17.5
Kraftwerke Hinterrhein AG	7.6	50.0	121.9	114.0	6.9
Kraftwerk Mattmark AG	11.1	26.4	51.9	76.3	- 31.9
Kraftwerke Mauvoisin AG	19.5	77.2	209.8	216.6	- 3.1
Kraftwerke Oberhasli AG	50.0	551.0	1,124.7	1,096.0	2.6
Kraftwerke Sanetsch AG	50.0	9.0	18.2	19.2	- 5.4
Maggia Kraftwerke AG	10.0	62.0	115.3	140.4	- 17.9
Aarewerke AG	10.0	4.0	21.6	22.0	- 1.9
Kraftwerke Flumenthal	37.9	8.2	49.7	48.3	2.8
<b>Total</b>		<b>1,196.3</b>	<b>2,912.3</b>	<b>2,771.4</b>	<b>5.1</b>
<b>Nuclear power plants</b>					
Leibstadt AG	14.7	171.0	1,368.0	1,387.0	- 1.4
Cattenom	-	155.0	1,052.7	1,063.7	- 1.0
Fessenheim	-	90.0	507.4	467.3	8.6
<b>Total</b>		<b>416.0</b>	<b>2,928.2</b>	<b>2,918.0</b>	<b>0.3</b>

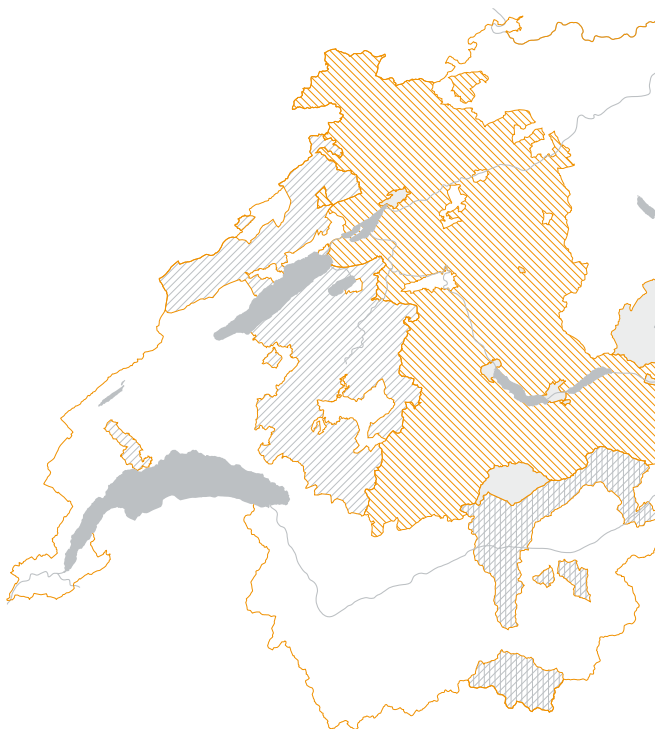
	% Energy portion <sup>1</sup>	MW Installed production BKW portion	GWh <b>2008</b> BKW pur- chases	GWh 2007 BKW pur- chases	% Variance to 2007
<b>New renewable energy</b>					
Mont-Soleil solar power plant	–	0.5	0.5	0.6	– 8.4
<b>Thermal power plants</b>					
Livorno Ferraris	25.0	200	375.1	–	100
<b>Total holdings and purchasing rights</b>		<b>1,812.8</b>	<b>6,216.1</b>	<b>5,690.0</b>	<b>9.2</b>
<b>Total production including purchases</b>		<b>2,452.8</b>	<b>10,299.0</b>	<b>9,687.1</b>	<b>6.3</b>

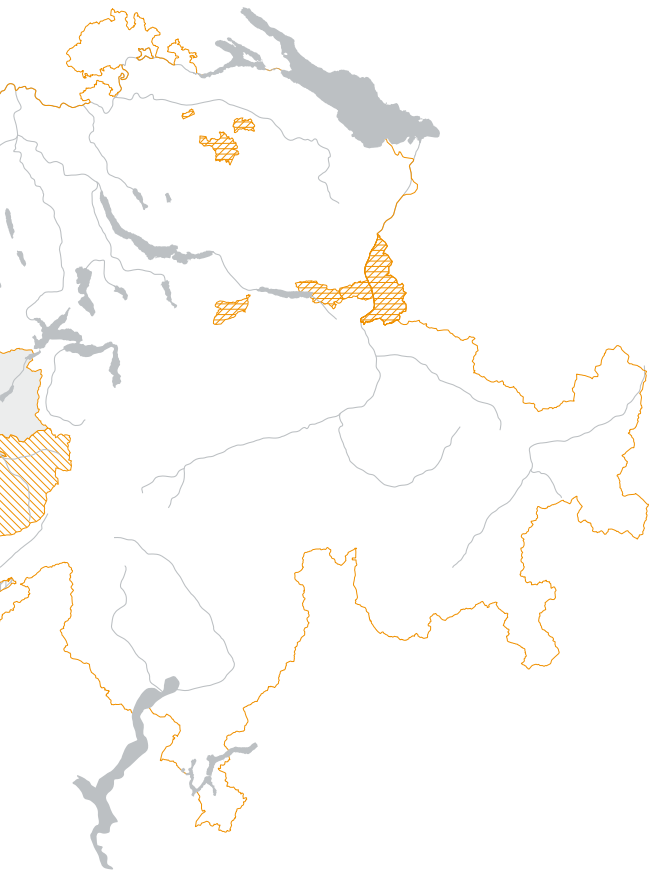
<sup>1</sup> The energy portion may deviate from the capital shareholding due to special energy supply agreements.

Maps displaying the foreign power plants are provided in the annual report.

# Sales

## Supply region of the BKW in Switzerland



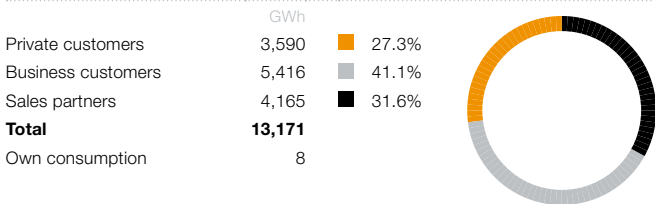


## Number of customers

	2008	2007
Private customers	319,250	307,800
Business customers	20,611	19,400
Sales partners	126	120
Directly supplied communities	392	391
Communities supplied by sales partners	183	168

BKW supplies **more than one million people** with electricity.

## Electricity sales by customer segment 2008



At the end of 2008 the electricity brand **1to1 energy** grouped together 126 sales partners across the whole of Switzerland.

# Networks

## Transmission network (UTN AG)

	2008 km	2008 quantity	2007 km	2007 quantity
380 kV lines	56		56	
220 kV lines	655		655	
Transformers		3		3

## Interregional distribution network

	2008 km	2008 quantity	2007 km	2007 quantity
132 kV lines	205		205	
50 kV lines	729		774	
Transformers		41		43

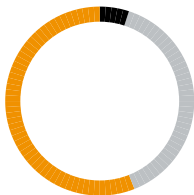
## Regional distribution network

	2008 km	2008 quantity	2007 km	2007 quantity
16 kV lines	4,631		4,608	
0.4 kV lines	14,654		14,476	
Transformers		140		137
16/0.4 kV transformer stations		5,644		5,481

# Energy in Switzerland

## Electricity production by power plant type 2007

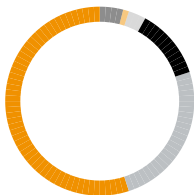
	GWh		
Hydroelectric power plants	34,269	■	55.2%
Nuclear power plants	26,344	■	40.0%
Thermal power plants and other	3,199	■	4.8%
<b>Total</b>	<b>63,812</b>		



→ Source: Swiss electricity statistics, Swiss Federal Office of Energy

## Energy consumption by energy carrier 2007

	TJ		
Oil products	478,310	■	55.3%
Electricity	206,760	■	23.9%
Gas	104,830	■	12.1%
Wood	31,000	■	3.6%
Renewable energy <sup>1</sup>	10,060	■	1.2%
Other <sup>2</sup>	34,460	■	3.9%
<b>Total</b>	<b>865,420</b>		








→ Source: Swiss overall energy statistics, Swiss Federal Office of Energy

<sup>1</sup> Geothermal energy, ambient heat, solar energy, wind energy, biogas, biofuels

<sup>2</sup> District heating, industrial waste, coal








## Energy consumption by customer group 2007

		TJ	%
Households		239,410	27.6
Industry		175,290	20.3
Services		136,600	15.8
Transport		300,530	34.7
Statistical difference incl. agriculture		13,590	1.6
<b>Total</b>		<b>865,420</b>	<b>100.0</b>

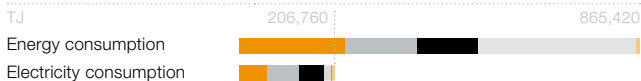
→ Source: Electricity statistics, Swiss Federal Office of Energy

## Electricity consumption by customer group 2007

		TJ	GWh	%
Households		62,900	17,500	30.4
Industry		68,380	19,000	33.1
Services		60,790	15,200	26.5
Transport		11,070	4,700	8.3
Statistical difference incl. agriculture		3,620	1,000	1.7
<b>Total</b>		<b>206,760</b>	<b>57,400</b>	<b>100.0</b>

→ Source: Electricity statistics, Swiss Federal Office of Energy

## A comparison of energy and electricity consumption 2007



# Addresses

## Head Office

**BKW FMB Energy Ltd.**  
Viktoriaplatz 2  
CH-3000 Berne 25  
Tel. (+41) 31 330 51 11  
Fax (+41) 31 330 56 35  
info@bkw-fmb.ch  
www.bkw-fmb.ch

## Customer Service Centre

Monday to Friday  
7 a.m. – 6 p.m.  
for private customers  
Tel. 0844 121 113  
for business customers  
Tel. 0844 121 131  
  
Fax 0844 121 114  
kundenservice@bkw-fmb.ch

## Fault reporting number

Every day, day/night  
Tel. 0844 121 175

## Regional Offices

**BKW FMB Energie Ltd.**  
Spiez Regional Office  
Thunstrasse 34  
CH-3700 Spiez  
Tel. (+41) 33 650 82 11  
Fax (+41) 33 654 28 48  
spiez@bkw-fmb.ch

**BKW FMB Energie Ltd.**  
Gstaad Regional Office  
Kirchstrasse  
CH-3780 Gstaad  
Tel. (+41) 33 748 47 47  
Fax (+41) 33 748 47 46  
gstaad@bkw-fmb.ch

**BKW FMB Energie Ltd.**  
Langnau Branch Office  
Burgdorfstrasse 25  
CH-3550 Langnau i.E.  
Tel. (+41) 34 409 61 11  
Fax (+41) 34 409 61 15  
langnau@bkw-fmb.ch

**BKW FMB Energie Ltd.**  
Biel Regional Office  
Dr. Schneider-Strasse 16  
CH-2560 Nidau  
Tel. (+41) 32 332 22 00  
Fax (+41) 32 332 24 22  
biel.bienne@bkw-fmb.ch

## **Group companies in the EU**

### **BKW FMB Energie Ltd.**

Berne Regional Office  
Bahnhofstrasse 20  
CH-3072 Ostermundigen  
Tel. (+41) 31 330 51 11  
Fax (+41) 31 932 01 67  
bern@bkw-fmb.ch

### **BKW FMB Energie Ltd.**

Delémont Regional Office  
Rue Emile-Boéchat 83  
CH-2800 Delémont  
Tel. (+41) 32 421 33 33  
Fax (+41) 32 422 11 66  
delemont@bkw-fmb.ch

### **BKW FMB Energie Ltd.**

Porrentruy Regional Office  
Rue Achille-Merguin 2  
CH-2900 Porrentruy  
Tel. (+41) 32 465 31 31  
Fax (+41) 32 465 31 41  
porrentruy@bkw-fmb.ch

### **BKW Energie GmbH**

Pestalozzistrasse 1  
D-65779 Kelkheim  
Tel. (+49) 6195 6713 0  
Fax (+49) 6195 6713 77  
info@bkw-energie.de  
www.bkw-energie.de

### **BKW Italia S.p.A.**

Via G. Fara, 28  
I-20124 Milano  
Tel. (+39) 2 3701 1750  
Fax (+39) 2 3701 1776  
www.bkwitalia.com

**BKW** <sup>®</sup>

BKW FMB Energy Ltd.  
Viktoriaplatz 2  
CH-3000 Berne 25

[www.bkw-fmb.ch](http://www.bkw-fmb.ch)  
[info@bkw-fmb.ch](mailto:info@bkw-fmb.ch)